

Homemade seed bags




Of course, you can easily buy small bags for your seeds in store. Making them yourself is actually a much nicer idea. It's easy to make your own seed bags. In different designs, sewn, bound or glued - there are no limits to creativity.



An article by Mone

Step-by-step tutorial




1

First you have to make the bag before you start lettering. Print out the desired templates for the seed bags and the lettering.

Note the selection in the settings of your printer: Fill the entire page. Cut the bag template along the solid lines.

2

Fold the paper along the dotted lines. Make sure the lines are facing inwards.



3

Coat the surfaces with the wave marking with glue.

4

All printed lines now point inwards. Your seed bag is almost done.



5

Turn the seed bag over and place it with the opening to the back in front of you and select the lettering of your choice from the templates.

Shade the back of the paper with a soft pencil (2B).

6

Place the template on your seed bag with the lettering facing up, then trace all contours of the lettering with the pencil.

The pressure that you apply transfers the lettering to the seed bag.



7

Design the lettering to suit your taste with the triplus color felt-tip pens and triplus fineliners.

Tip: Trace the lettering with triplus fineliners twice to create great effects. Fill the bag with different seeds and seal the back with glue.

8

If you don't want to use glue, you can also sew the seed bag shut: to do so, fill the seed bag and sew it about 1 cm from the opening.




9

Alternatively, you can also tie the seed bag with a nice piece of yarn: fill your seed bag and take a piece of yarn approx. 50 cm long. Start by tying it from the back towards the front and then to the back again.

Before tying the knot, fold the flap so that it is closed under the yarn.

Material overview



What you need

Product	Article no.	Quantity
triplus® color 323 Triangular fibre-tip pen - Metal case containing 30 triplus color in assorted colours	323 M30	1
triplus® fineliner 334 Triangular fineliner - Metal case containing 30 triplus fineliner in assorted colours	334 M30	1
Noris® 965 Hobby scissors - Blistercard containing scissors with 17 cm blade	965 17 NBK	1
Noris® 120 Graphite pencil - Single product HB	120-2	1
Noris® 120 Graphite pencil - Single product 2B	120-0	1
STAEDTLER® 525 PS PVC-free eraser with sliding plastic sleeve - Blistercard containing 1 eraser in 4 assorted pastel colours	525 PSBKPA	1

Additionally required:

Craft paper / craft box, Templates