



## FIMO leather-effect key ring




**These little DIY key rings in pretty designs can smarten up any bunch of keys.**  
Made of FIMO leather-effect, they mimic the look and feel of leather, and can also be embroidered.



An article by [Lisa Tihanyi](#)

## Step-by-step tutorial





1

Roll one block of FIMO leather-effect indigo to a thickness of around 2 mm using the acrylic roller. As you roll out the FIMO sheet, make sure it's big enough to accommodate the template later. Gently lift the FIMO sheet with your fingers again and stretch it slightly. This helps make the leather effect stand out even better. Now place the FIMO sheet on baking paper, making sure that it's flat. Harden in the oven for 30 minutes at **130°C / 265°F** (top/bottom heat). Then leave to cool.

2

Now place the template on the hardened FIMO leather-effect sheet and trace using a wipe-away marker.



3

Using a needle, prick a small hole at each corner and every point where two lines meet.

4

Then punch bigger holes at each needle-mark using the punch.




5

Thread the needle and stitch the pattern through the punched holes.

6

Take the scissors and cut out the template shape leaving a 5-mm gap around the stitched pattern.



7

Use jewellery pliers to bend open a split ring, and feed it through one of the top holes. Connect it to the key ring and bend it shut again.

**All done!**

## Material overview



## What you need

Product	Article no.	Quantity
<b>FIMO® leather-effect 8010</b> Oven-hardening modelling clay - single product indigo	8010-309	1
<b>FIMO® leather-effect 8010</b> Oven-hardening modelling clay - single product black	8010-909	1
<b>FIMO® leather-effect 8010</b> Oven-hardening modelling clay - single product ochre	8010-179	1
<b>FIMO® 8700 05</b> Acrylic roller - Blistercard Acrylic roller for an even rolling out of FIMO, for a particularly smooth surface, Ø 25 mm, length 20 cm	8700 05	1
<b>FIMO® 8700 22</b> Oven thermometer - Blistercard containing 1 Oven thermometer	8700 22	1
<b>Lumocolor® non-permanent pen 311</b> Non-permanent universal pen S - Single product black, line width S, approx. 0.4 mm	311-9	1

### Additionally required:

Smooth work surface (glass or ceramic), Scissors, Template, Thread, Needle, Split ring, Key ring, Punch