



FIMO Kawaii donut key tag



Kawaii comes from the Japanese and means “adorable”, “sweet” or “cute”.
This sweet Kawaii donut key tag in soft candy colours looks good enough to eat. It can also be used as a handbag charm and makes a great present for your best friend.



An article by Rachel

Step-by-step tutorial



1

Roll half a portion of FIMO effect Vanilla clay into a ball.


2

Flatten the ball of FIMO into a donut shape. Shape with your fingers.




3

Using the end of a paint brush, create a hole in the middle of the donut.



4

Shade the donut using a brush, with a mustard yellow chalk pastel.



5

Create a linear indent along the side of the donut using a FIMO modelling tool.

6

Roll out a thin sheet of FIMO effect Rosé using the FIMO acrylic roller.

Cut out an icing shape using the FIMO shaped cutters (flower).



7

Place this shape onto the donut base, and indent the hole in the middle using the end of a paintbrush.

8

Create two eye sockets using the FIMO professional small ball tool.

Roll two black balls of FIMO soft Black and place them in the eye sockets.

Roll a very thin piece of FIMO soft Black and shape this into a U shape, for the mouthpiece. Place it onto the face.




9

Shade near the eye sockets using a red/pink chalk pastel and brush, to create the blush.

10

Roll a thin piece of FIMO Apple Green, Tangerine, Lilac, Aqua and Sunflower.



11

Cut these pieces using the FIMO blades, into sprinkles and place these onto the donut using the FIMO professional small ball tool.

12

Place an eyepin into the charm to make it a keyring.

Then harden the donut in the oven for 30 minutes at 110° C / 230°F.



13

Attach a keyring, and glaze it using FIMO gloss varnish.

Follow [Rachel on Instagram](#)

Material overview



What you need

Product	Article no.	Quantity
FIMO® effect 8020 Oven-hardening modelling clay - Single product vanilla	8020-105	1
FIMO® effect 8020 Oven-hardening modelling clay - Single product light pink	8020-205	1
FIMO® effect 8020 Oven-hardening modelling clay - Single product aqua	8020-305	1
FIMO® effect 8020 Oven-hardening modelling clay - Single product lilac	8020-605	1
FIMO® soft 8020 Oven-hardening modelling clay - Single product apple green	8020-50	1
FIMO® soft 8020 Oven-hardening modelling clay - Single product tangerine	8020-42	1
FIMO® soft 8020 Oven-hardening modelling clay - Single product sunflower	8020-16	1
FIMO® soft 8020 Oven-hardening modelling clay - Single product black	8020-9	1
FIMO® 8711 Modelling tools - Wallet containing 4 different modelling tools	8711	1
FIMO® 8700 05 Acrylic roller - Blistercard containing an Acrylic roller	8700 05	1
FIMO® 8700 04 Blades - Blistercard with mixed blade set, 3 pieces (1 rigid, 1 flexible and 1 serrated blade), 2 rubber grips	8700 04	1
FIMO® 8703 Gloss varnish - Blistercard containing 1 bottle of water-based gloss varnish, 10 ml and brush in cap	8703 01 BK	1
FIMO® 8724 03 Shaped cutters - Set containing 6 assorted motifs	8724 03	1
STAEDTLER® 2430 Soft pastel chalk - Cardboard box containing 24 soft pastel chalks in assorted colours	2430 C24	1

Additionally required:

eyepin, jump ring, keyring, sewing pin

