

## DIY wardrobe - pastel wall hooks




### **Put an end to boring clothes hooks ...!**

These FIMO wall hooks will add an original design touch to every home. You can make them in colours to match your décor to create an original way of hanging up whatever you want. These DIY FIMO features are not only practical, they are also an artistic highlight.

**Step-by-step tutorial**

**Step-by-step tutorial**




1

Roll out each FIMO soft colour into a sheet using the clay machine on setting 2. First use the cutter to cut out an irregular hexagon from the colour you have chosen as the main colour for your wall hook (here taupe).

**Tip:** Work in progress and left-over material should be protected against sun and heat and can be stored in a screw-top jar or in cling film to protect it from dust and dirt.

2

Then position the hexagon on a FIMO sheet in a different colour (here white) and cut out a slightly larger hexagon. Repeat this step for all the various colours.




3

Now trim each edge with the cutter to create a clean, straight look.

4

Use a small, round cutter to push a hole through the centre of the wall hook and check that the hole is wide enough to take the hook. Then harden the wall hook in the oven for 30 minutes at 110° C / 230° F, let it cool, attach the hook - and you're done.

**Tip:** Make wall hooks in whatever different shapes and sizes you fancy. They will look pretty fixed next to each other on the wall or on a board.



## Material overview



## What you need

Product	Article no.	Quantity
<b>FIMO® soft 8020</b> Oven-hardening modelling clay - Single product white	8020-0	2
<b>FIMO® effect 8020</b> Oven-hardening modelling clay - Single product lilac	8020-605	1
<b>FIMO® effect 8020</b> Oven-hardening modelling clay - Single product mint	8020-505	1
<b>FIMO® 8700 04</b> Blades - Blistercard with mixed blade set, 3 pieces (1 rigid, 1 flexible and 1 serrated blade), 2 rubber grips	8700 04	1
<b>FIMO® 8713</b> Clay machine - Big cardboard box containing clay machine in red colour	8713	1
<b>FIMO® 8700 22</b> Oven thermometer - Blistercard containing 1 Oven thermometer	8700 22	1

### Additionally required:

Smooth work surface (glass or ceramic), wall hooks, small round cutter