




FIMO leather-effect Leaf earrings



These home made FIMO leather-effect earrings are real eye catchers.

Whether you're going to a birthday party, a girls' night out or a summer barbecue, these earrings can be worn to all kinds of occasions. Made from FIMO leather-effect in bright summery colours, they're not only flexible, they also have a great leather look appearance.

Step-by-step tutorial





1

Roll out a block of FIMO leather-effect in watermelon into an even sheet about 1–2 mm thick using the clay machine or the acrylic roller.

2

Cut out the printed leaves from the template. Place the largest leaf on the FIMO sheet and cut around the shape twice.





3

Repeat with saffron yellow FIMO leather-effect and the middle sized leaf.

4

Now cut out two of the small leaves from FIMO leather-effect olive as well.






5

Pierce a hole at the top of the leaves with a bead piercing needle.

6


Roll saffron yellow FIMO leather-effect into little balls about 7mm in diameter. Pierce a hole in each with a bead piercing needle.

Harden the leaves and the two balls for **30 minutes in a preheated oven at 130° C / 266° F on both upper and lower heat.**



7

Using the paper template and a pencil, mark the location of the notches on the hardened leaves. Now use the scissors to cut the notches into the FIMO leaves.



8

Thread the three leaves onto the jump ring in order of size. Push the balls onto the eye pins and bend the ends to form loops. Fasten all the elements together using the jewellery pliers.

And you're done!

Material overview

What you need

Product	Article no.	Quantity
FIMO® leather-effect 8010 Oven-bake modelling clay - Single product saffron yellow	8010-109	1
FIMO® leather-effect 8010 Oven-bake modelling clay - Single product olive	8010-519	1
FIMO® leather-effect 8010 Oven-bake modelling clay - Single product watermelon	8010-249	1
FIMO® 8700 05 Acrylic roller - Blistercard containing an Acrylic roller	8700 05	1
FIMO® 8700 22 Oven thermometer - Blistercard containing 1 Oven thermometer	8700 22	1
FIMO® 8700 04 Blades - Blistercard with mixed blade set, 3 pieces (1 rigid, 1 flexible and 1 serrated blade), 2 rubber grips	8700 04	1

Additionally required:

smooth working surface (glass or ceramic), pencil, scissors, 2 eye pins for each set, jump ring and earring hooks, jewellery pliers, leaf template to print off

