

Upcycling - Earrings from leftover pencils




Do you have a few worn down pencils at home that you can no longer use?
Instead of throwing them in the trash, you can also make beautiful earrings out of them and thus recycle your old pencil scraps.



An article by Karina

Step-by-step tutorial




1

Grab two worn down Noris pencils and sharpen them to a length of your choice. Make sure the pencils are not too long so they do not hit your shoulders later.

2


Screw a small threaded jewelry eyelet pin into the end of the pencil using jewelry pliers. So that this holds even better, you can carefully unscrew the eyelet pin and put some super glue in the drilled hole.

Now screw the eyelet pin back into the hole and wait a few seconds for the glue to dry.



3

Finally, you just need to attach the ear hooks to your earrings with bending rings and you have beautiful, unique pencil earrings!



What you need

Product	Article no.	Quantity
STAEDTLER® 511 Tub sharpener - Single product STAEDTLER design	511 001	1

Additionally required:

Eyelet pin, Super glue, 2 ear hooks